

## APPLICATIONS

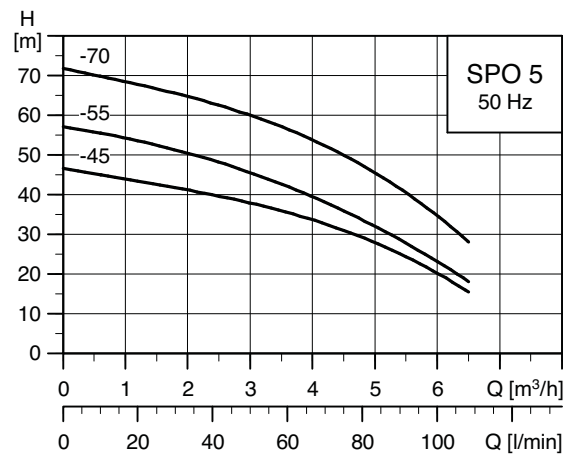
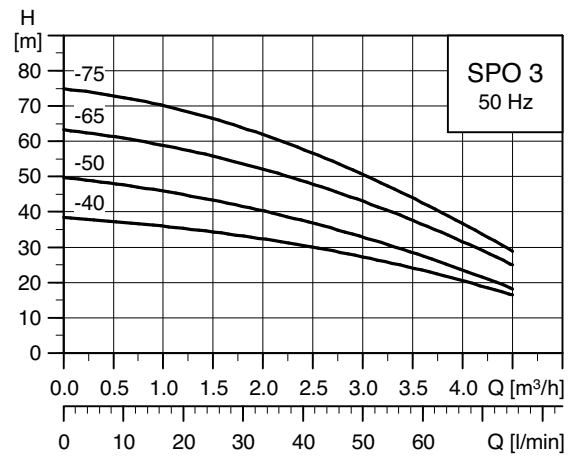
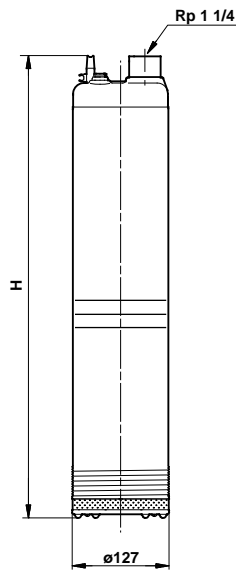
The SPO pump is designed for water supply, drainage, and pressure boosting in domestic homes and week-end cottages.

## FEATURES

- 304 stainless steel hydraulic parts for a long life
- Double mechanical shaft seal ensures trouble free operation
- Easy to dismantle suction strainer allows cleaning if the strainer becomes clogged
- Supplied with cable, plug and built-in capacitor, and "quick-installation-guide" which makes installation quick and easy

## CONSTRUCTION

- Stainless steel impellers, chambers and shaft. (AISI 304)
- Single phase models with built-in thermal protection
- Maximum liquid max: 40 °C
- Max. pressure: 10 bar
- Voltage: 1 x 240 V, 50 Hz
- "A" model supplied with float switch



## TECHNICAL FEATURES

Pumps	Cable (m)	P2 (kW)	1 ph In (A)	Water temp	Outlet	H (mm)	Weight (kg)	Flow (Q)																
								l/min	10	20	30	40	50	60	70	90	100	110	m³/h	0.6	1.2	1.8	2.4	3
SPO 3-40 (A)	20	0.75	4.80	40°C maximum	1 ¼" F	546	16.80		37	36	33	30	27	23	19	-	-	-						
SPO 3-50 (A)	20	0.75	5.90		1 ¼" F	546	16.90		47	45	42	37	33	28	22	-	-	-						
SPO 3-65	20	1.0	7.30		1 ¼" F	606	18.70		61	58	53	48	43	37	29	-	-	-						
SPO 3-75	20	1.2	9.60		1 ¼" F	626	20.90	m Head	72	70	63	58	51	44	35	-	-	-						
SPO 5-45 (A)	20	0.75	5.80		1 ¼" F	546	17.20		45	44	42	40	37	35	32	26	20	14						
SPO 5-55	20	1.0	7.00		1 ¼" F	606	19.00		55	53	51	48	45	42	38	28	23	17						
SPO 5-70	20	1.2	9.10	1 ¼" F	626	21.20		70	68	65	63	60	56	52	42	35	26							

A = with level switch

INSTALLATION

