

APPLICATIONS

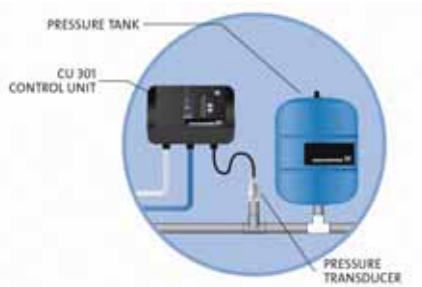
The unique and compact design of the SQN/SQEN makes it suitable for a variety of applications including domestic water supply, light irrigation and pumping water for livestock.

FEATURES

- Borehole diameter 76 mm minimum
- Light weight for ease of installation
- Built-in dry run protection
- Constant pressure option (SQEN/CU301)

CONSTRUCTION

- Stainless steel housing (AISI 316)
- Composite impellers and chambers
- Built-in non return valve



TECHNICAL FEATURES / PERFORMANCE

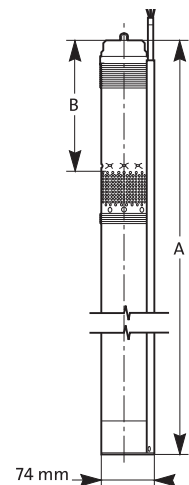
Pumps (selected domestic models)	P2 (kW)	Full Load (A)	Outlet size	Weight (kg)	Dim A (mm)	Discharge Pressure (kPa/psi)	Pumping water level (metres)							
							9	12	15	18	21	24	27	30
							Output (litres per min)							
SQN or SQEN 1-80	1.15	8.4	1 1/4" F	5.6	825		28	27	26	25	24	23	22	21
SQN or SQEN 2-55	0.7	5.2	1 1/4" F	5.8	741		44	41	39	37	34	30	27	-
SQN or SQEN 2-70	1.15	8.4	1 1/4" F	6.4	768		49	47	46	45	43	41	40	38
SQN or SQEN 2-85	1.15	8.4	1 1/4" F	6.5	825		53	51	50	49	48	47	46	44
SQN or SQEN 3-40	0.7	5.2	1 1/4" F	5.8	741		48	43	36	-	-	-	-	-
SQN or SQEN 3-55	1.15	8.4	1 1/4" F	6.4	768	300/43	60	58	56	53	50	46	43	39
SQN or SQEN 3-65	1.15	8.4	1 1/4" F	6.8	825		67	65	63	61	60	57	55	53
SQN or SQEN 3-105	1.85	12	1 1/4" F	7.4	942		-	-	73	71	70	69	68	67
SQN or SQEN 5-50	1.68	11.2	1 1/2" F	6.1	824		95	91	86	80	75	67	63	50
SQN or SQEN 5-70	1.85	12	1 1/2" F	6.4	941		111	109	106	103	100	98	95	91
SQN or SQEN 7-40	1.68	11.2	1 1/2" F	7.1	860		111	103	93	83	70	-	-	-
SQN or SQEN 7-55	1.8	12	1 1/2" F	8	860		135	125	118	111	104	96	86	75

As a guide 1 tap = 10 litres per minute • 1 sprinkler = 15 litres per minute

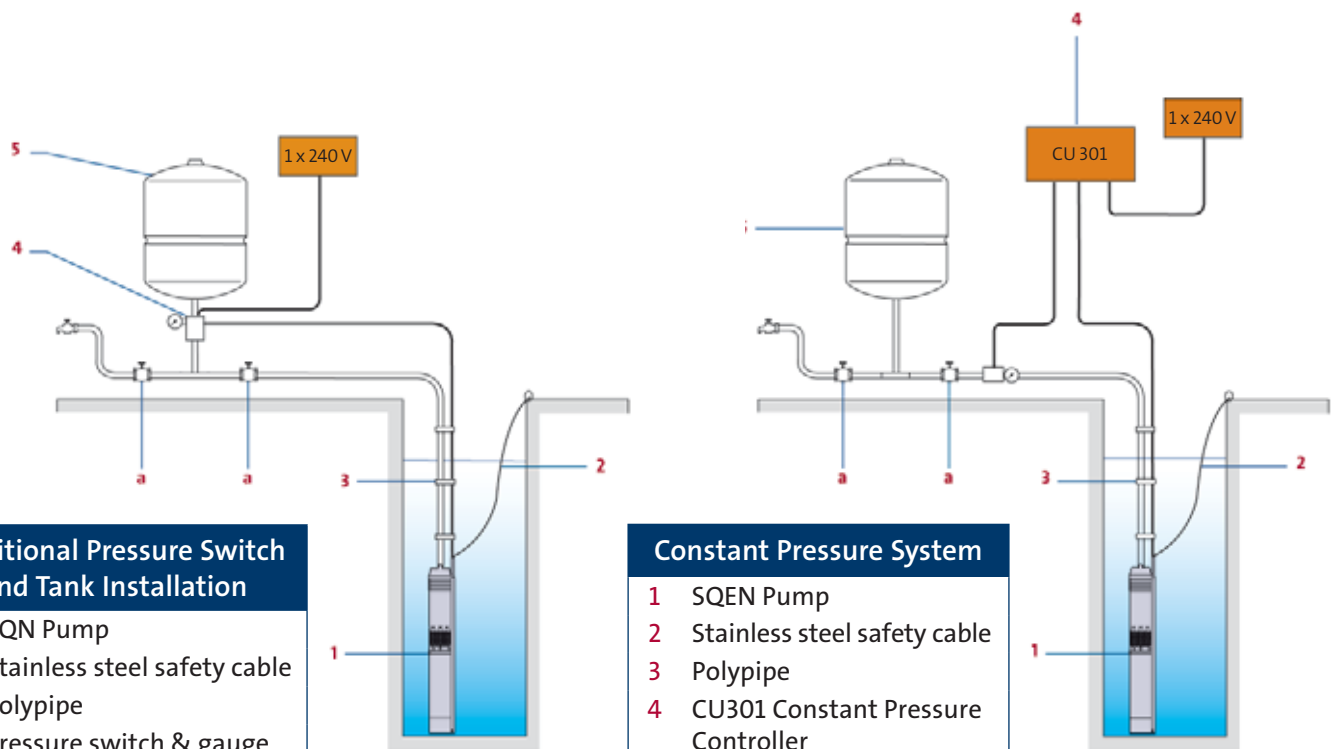


DIMENSIONS / INSTALLATION

SQ pumps do not require either a starter or dry run protection. Vertical or Horizontal installation (cooling sleeve recommended). Submersion depth: maximum 150 m and minimum 0.5 m below the static level of the water.



3" SUBMERSIBLE BOREHOLE PUMPS



Traditional Pressure Switch and Tank Installation

- 1 SQEN Pump
- 2 Stainless steel safety cable
- 3 Polypipe
- 4 Pressure switch & gauge
- 5 Pressure tank
- a Isolation valve

Constant Pressure System

- 1 SQEN Pump
- 2 Stainless steel safety cable
- 3 Polypipe
- 4 CU301 Constant Pressure Controller
- 5 Pressure Tank
- a Isolation valve



