

APPLICATIONS

Unilift CC are multi-purpose submersible drainage pumps designed to handle clean water, groundwater and grey wastewater with particles up to 10 mm.

It must be completely or partly submerged in the liquid.

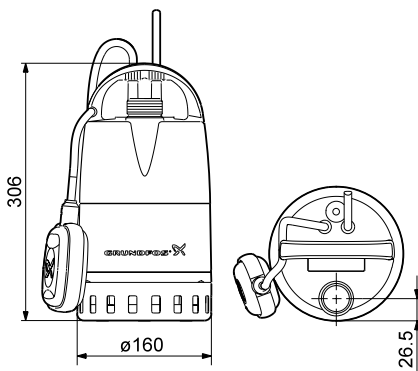
FEATURES

- Low-suction ability - down to 3mm when the strainer is removed
- Allows for continuous operation
- Adaptor for easy connection and non-return valve included
- Easy float switch adjustment to control start/stop levels
- Ceramic shaft seal with triple seals for efficient motor protection
- Includes built-in thermal overload protection

CONSTRUCTION

- Composite and stainless steel materials
- Robust stainless steel strainer which allows free passage for particles up to 10mm
- Ceramic seal
- IP68 motor, Class B

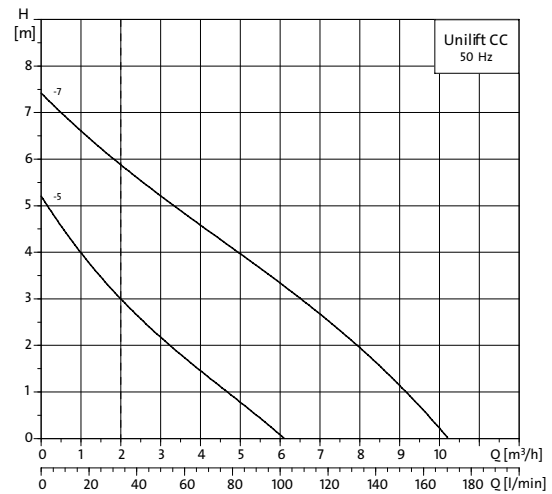
DIMENSIONS



TECHNICAL FEATURES

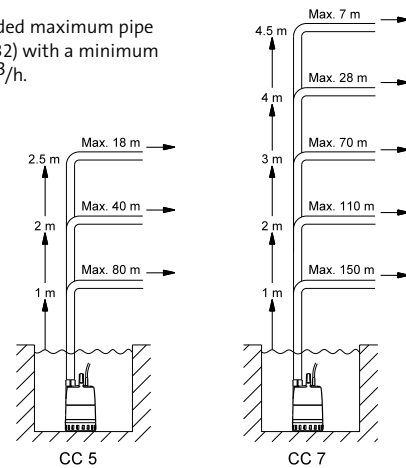
Pumps	Cable (m)	P1 (kW)	1 ph In (A)	Water temp*	Outlet	Dimensions		Weight (kg)	l/min	Q					
						H	B1			0	30	60	90	120	150
Unilift CC5 A1	10	0.25	1	0/40°C	1 1/4" M	306	160	4.3	m Head	5.2	3.2	1.8	0.5	-	-
Unilift CC7 A1	10	0.38	1.8	0/40°C	1 1/4" M	306	160	4.6		7.4	6.1	4.8	3.8	2.6	1.1

*70°C max. for 2 minutes at intervals of at least 30 minutes.



PERFORMANCE

Recommended maximum pipe length (DN32) with a minimum flow of 2 m³/h.



Installation depth: maximum of 10m below the water level.